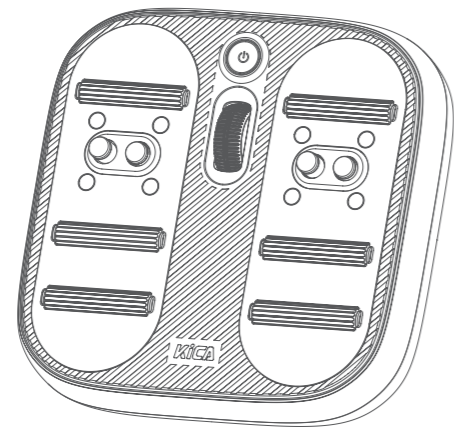


Foot Massager

足底按摩器

Instructions
 使用说明

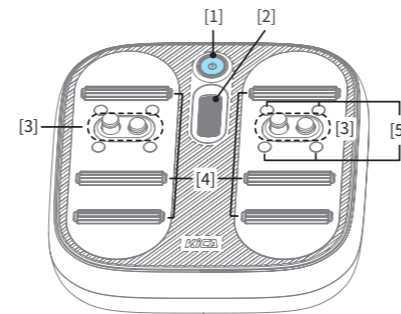
V 1.0



EN Instructions


1. Overview

- [1] Power button/ Indicator
- [2] Speed control wheel
- [3] Massage head
- [4] Massage stick
- [5] Magnetite



2. Power on/Power off/Standby

Long press power button to power on/off.
 Click power button once after power on to enter standby mode, click again to wake up.



3. Speed control

Roll the speed control wheel to adjust revolution speed of massage heads after power on. Roll upwards to improve speed, and roll downwards to reduce speed.



The massager default to be in high-frequency percussion mode after power on, and it enter gent clapping mode after the speed drop below 450 rpm.

Mode	Rated revolution speed (rpm)
High-frequency percussion mode	450~2200
Gent clapping mode	50~450

4. Locked motor protection

If the rotation is blocked for 3 seconds, it will enter standby mode automatically after a beep sound along with the red light flashing.

- ⚠ Do not press the massage head firmly to block the motor rotation while using, otherwise it will reduce the service life of the product! !
- When the battery is low, press the massage head firmly to block the motor rotation will easily cause the product to automatically power off.

5. Intelligent Protection

In order to prevent injury caused by massaging for a long time, it will enter standby mode after working for 20 minutes continuously.

If there is no operation for 3 minutes after enter standby mode, it will power off automatically.

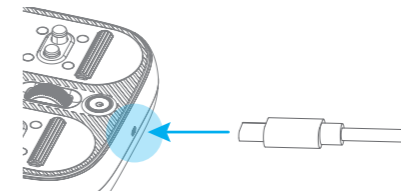
6. Indicator

Indicator when not charging	Description
Constant green light	Working properly
Breathing green light	Standby
Green light flash once	Reach the maximum/Minimum revolution speed
Red light flashes slowly	Low power
Red light flashes quickly	Low power, will auto power off/Overheating protection/Motor locked

Indicator while charging	Description
Constant red light	Charging while power off
Constant yellow light	Charging while power on
Breathing yellow light	Charging while standby
Red light flash once	Reach the maximum/Minimum revolution speed
Constant green light	Charging completed
Red light flashes quickly	Low power, will auto power off/Overheating protection/Motor locked

7. Charging

Charging with USB-C cable.



8. Specifications

Product name: KiCA Foot Massager
 Product model: KiCAMG01
 Operating voltage range: 14V-16.8V
 Operating temperature range: 0°C ~+40°C
 Storage temperature range: -20°C ~+60°C
 Battery capacity: 2200mAh
 Rated input: 5V-15V ⚡ , 1A-2A
 Charging time: About 3 hours
 Weight: About 1890g
 Size: 300×300×83.7mm
 Max battery life without load: > 18 hours

List

Foot Massager×1, USB-C Cable ×1, Manual×1

Contraindications

1. Cancers
2. Metal bone anastomosis (do not use the device directly in the fracture area)
3. Osteoporosis
4. Vein thrombosis and pulsation
5. Hypertension
6. Pregnant woman
7. Varicose veins
8. Acute inflammation
9. Do not massage the bony area
10. Do not massage surgical site
11. Do not massage the same area for over 5 minutes

Safety Instruction

1. Keep the massage area dry and clean. It is recommended to use with shoe covers or socks, and you need to press and move gently.
2. In the case of not producing pain and discomfort, only the soft tissue parts of the foot can be used at high speed and high pressure, and it is not allowed to use high speed and high pressure on any skeletal parts.
3. Massage the same part of the body with high speed and high pressure for a long time will.
4. Please keep your fingers, hair or, any other body hair away from the extendable part of the device to prevent pinching and clipping.
5. Do not discard or misuse this device.
6. Do not modify this device by yourself without permission.
7. Do not operate or charge the device when nobody was around.
8. This device is for adults only.
9. People with contraindicated symptoms should use this device with doctor's permission.

Notice

1. Make sure the massage head is not blocked by external force when the device is power on. If it is blocked, it will pause for a while and try to restart.
2. DO NOT contact the product with water or other liquid for the massage device is not waterproof.
3. DO NOT disassemble the product except marked detachable. It need send to after-sales or authorized service center to fix it if you accidentally disassemble it and cause abnormal work. The relevant costs are borne by users.
4. Prolonged continuous operation may cause the motor surface temperature to rise, please operate carefully.
5. DO NOT drop or strike the product. If the product is abnormal, contact After-sales support.

Storage and Maintenance

1. Keep the product out of the reach of children and pets.
2. DO NOT leave the product near heat sources such as a furnace or heater. DO NOT leave the product inside of a vehicle on hot days.
3. Please storage the product in a dry environment.
4. DO NOT overcharge or overuse the battery, otherwise, it will cause damage to the battery core.
5. Never use the product when the temperature is too high or too low.

Precautions when discarding the product

The lithium ion battery used by the product is a recyclable and renewable valuable resource. When discarding it, please have it handled by a professional agency that can recycle chargeable batteries. Before discarding the product, power it off and take the lithium ion battery out from it following the steps below. The battery is to be disposed of safely.

1. Use a phillips screwdriver or other tools to open or pry off the back cover of the product.
2. Pull out the batter terminals from the PCBA.
3. Take out the battery.



Website



Youtube

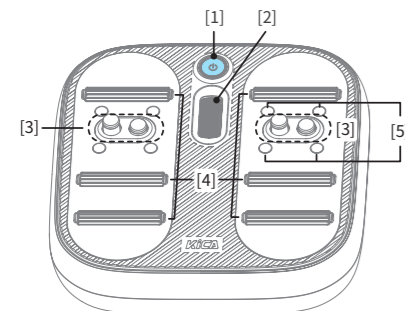


Facebook

CN 使用说明

1. 概览


- [1] 电源键 / 指示灯
- [2] 调速键
- [3] 按摩头
- [4] 按摩棒
- [5] 磁石



-5-


2. 开机 / 关机 / 待机

长按电源键，即可开机 / 关机。
开机状态下，单击电源键进入待机，再次单击可唤醒。



3. 调速

开机后，滚动调速键可调整按摩头击打速度。向上滚动速度加大，向下滚动速度减小。



开机默认在高频击打模式，当转速降至 450 转 / 分钟以下时，进入舒适拍打模式。

模式	额定转速 (转 / 分钟)
高频击打模式	450~2200
舒适拍打模式	50~450

4. 堵转保护

堵转超过 5 秒，发出“滴滴”提示声，伴随红灯快闪，机器进入待机状态。



使用时，请勿强力按压按摩头阻碍电机转动，否则会降低设备使用寿命！
低电量时，堵转容易造成产品自动关机。

-6-

5. 智能保护

本机具有智能保护功能。为防止长时间按摩受到损伤，连续工作 20 分钟后进入待机状态。

待机 3 分钟内无操作将在“滴”声后自动关机。

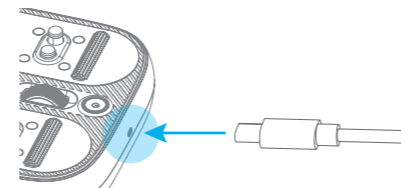
6. 指示灯

未充电时指示	说明
绿灯常亮	正常工作
绿灯呼吸	待机
绿灯单闪一次	转速达到最大或最小
红灯慢闪	低电量提示
红灯快闪	低电量关机 / 高温保护 / 堵转提示

充电时指示	说明
红灯常亮	关机充电中
黄灯常亮	开机充电中
黄灯呼吸	待机充电中
红灯单闪一次	转速达到最大或最小
绿灯常亮	充电完成
红灯快闪	低电量关机 / 高温保护 / 堵转提示

7. 充电

使用 Type-C 充电线充电



-7-

8. 参数

产品名称: KiCA 足底按摩器

产品型号: KiCAMG01

工作电压范围: 14V-16.8V

工作温度范围: 0°C ~+40°C

存储温度范围: -20°C ~+60°C

电池容量: 2200mAh

额定输入: 5V-15V ---, 1A-2A

充电时长: 约 3 小时

主机重量: 约 1890g

产品尺寸: 300×300×83.7mm

空载最大续航: > 18 小时

清单

主机 ×1, Type-C 充电线 ×1, 说明书 ×1

禁忌

1. 禁止癌症患者使用
2. 禁止接受金属骨钉内固定术的患者使用 (禁止直接在骨折部位使用)
3. 禁止骨质疏松患者使用
4. 禁止静脉曲张和搏动患者使用
5. 禁止高血压患者使用
6. 禁止孕妇使用
7. 禁止静脉曲张患者使用
8. 禁止急性炎症患者使用
9. 禁止按摩骨头部位
10. 禁止在术后部位使用
11. 按摩同一个位置，不要超过 5 分钟

安全说明

1. 按摩部位保持干燥、干净，建议套鞋套或穿袜子后使用，需轻轻按压并移动。
2. 在不产生疼痛感和不适感的情况下，只能对脚部软组织部位使用高速和加压使用，不可以对任何骨骼部位使用高速和高压。
3. 频繁的高速、高压对同一部位施压会造成擦伤，有疼痛感和不适应立即停止使用。
4. 手指、头发或全身任何部位毛发请远离按摩头伸缩部位，防止夹痛、夹伤。
5. 请勿丢弃和错误使用本产品。
6. 请勿私自对本产品做任何改装。
7. 请勿在无人的状态下运行或对本产品充电。
8. 本产品仅供成年人使用。
9. 禁忌范围症状人群请在医生许可下使用本产品。

-8-

注意

1. 本产品启动时请确保按摩头前无障碍物，如受外力阻挡，将短暂暂停后重新尝试启动。
2. 本产品不防水，请勿将本产品接触到水或其他液体。
3. 请勿拆卸产品整机，如不慎拆开导致工作异常，请寄回重新调试。由此产生的费用全部由客户承担。
4. 长时间持续工作可能导致电机表面温度升高，请谨慎操作。
5. 严禁摔落或碰撞，摔落或碰撞本产品有可能使其损坏，导致工作异常。如出现摔落或碰撞导致工作异常，请及时联系客服。

存储和保养

1. 请将本产品存放在儿童及宠物接触不到的地方。
2. 禁止将本产品放在靠近热源 (火炉或加热器等) 的地方以及将置于热天的汽车内。
3. 请在干燥的环境中存储。
4. 切勿过充、过放电池，否则将对电池造成损害。
5. 切勿在温度太高或太低的环境下使用本产品。

产品废弃时注意事项

本产品所用的电池是可回收再生资源。请在废弃时，交给可进行充电式电池回收再生处理的专业机构进行处理。在废弃器具前，必须将电池从器具中取出；在取出电池时，器具必须断电；电池应安全地处置。

1. 用十字螺丝刀或工具将产品后盖打开或撬开；
2. 将电池引线端子从主板拔出；
3. 取出电池。

免责声明

感谢您选用本产品。本文所提及的内容关系到您的安全、合法权益及责任，请务必认真阅读，以及按照指导正确设置和使用本产品。不按照本文的说明和注意事项来操作，可能会给您和周围的人带来伤害，损坏本产品或周围产品。用户将为购买和使用产品的一切行为负责。对于本产品，本公司不承担任何对客户对本产品所有调试和使用当中的风险和责任的 (包括直接或间接第三方的损失) 。
禁止任何用户的任何非法用途。用户将为购买和使用产品的一切行为负责。对于本产品，本公司不承担任何对客户对本产品所有调试和使用当中的风险和责任的 (包括直接或间接第三方的损失) 。
我公司对于任何从非正常渠道获得或不明用途的产品，将不予任何服务。



微信小程序



抖音



微信



微博



快手

This document is subject to change without notice.
说明书内容如有更新，恕不另行通知。

-9-

Warranty Card / 售后服务卡

Product Model 产品型号
Serial Number 序列号
Purchase Date 购买日期
Customer Name 客户姓名
Customer Tel 客户电话
Customer Email 客户邮箱

Warranty:

1. Within one year from the date of selling, the product is malfunctioning under normal due to non-artificial reasons.
2. The malfunction of the product is not caused by artificial reasons such as unauthorized disassemble or conversion or addition.
3. The buyer is able to provide the certificate of maintenance service: the warranty card, the legitimate receipts, invoices, or screenshot of purchasing.

The followings cases are not included under the warranty:

1. Unable to provide legitimate receipt and warranty card with buyer's info.
2. The damage caused by human or irresistible factor.

More details about after-sales policy, please refer to after-sales page on website:
<https://www.kica-tech.com/en/support>

* Our company reserves the right of final interpretation on the above-mentioned after sales terms and limitations.

保修范围:

1. 自购买之日起，产品主体在 1 年内，产品在正常使用情况下出现非人为的性能故障。
2. 无擅自拆机、无擅自改装或加装产品、其它非人为引起的故障。
3. 可提供保修服务凭证: 保修卡，正规发票，单据或购买截图。

以下情况不在保修范围内:

1. 不能提供正规购买凭证和填写详细信息的保修卡。
2. 人为或不可抗因素造成的损害。

更多保修细则以售后政策为准: <https://www.kica-tech.com/cn/support>

* 本公司保留对上述售后条款和限制进行最终解释的权利。

