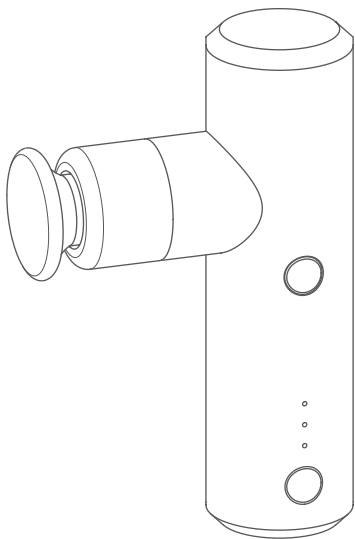


KiCA MINI 2

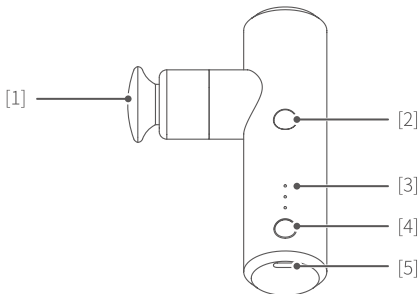
Massage Device Instructions

EN V 2.1



Overview

- [1] Flat Head (Non-removable)
- [2] Shortcut Button (Single tap to pause / start)
- [3] Charging / gear indicator
- [4] Power Button (Selecting gears / power switch)
- [5] Charging Port



Flat Head:

Massage flat major muscle groups on the back.



Spherical Head:

Relax soft tissues and sensitive muscles.



Cone Head:

Percuss deep tissues like meridians and acupoint, etc.



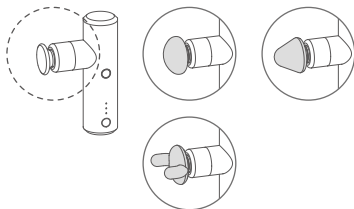
U-shaped Head:

Massage neck (not cervical vertebrae) and tendon.

Start to Use

1. Massage Head Combination

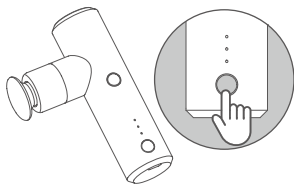
The device can be used directly with the built-in massage head (flat head) on it, or combine with another one depending on your needs. See complete combination as below.



2. Power ON / OFF

Power on: Long press the power button.





Power off: Long press the power button.



3. Selecting Gears

Single tap power button to switch gears cyclically after powering on.

Gears	First gear	Second gear	Third gear	Fourth gear	Standby Mode
Rated rotate speed (rpm)	2000	2400	3000	Auto change	0

Gears	First gear	Second gear	Third gear	Fourth gear
Gear indicator				

4. Locked Motor Protection

If the rotating is blocked , the product will enter standbymode automatically (indicators remain).

Do not press the massage head firmly to block the motor rotation while using, otherwise it will reduce the service life of the product!
If the rotating is blocked while the battery level is low, the product is easy to power off automatically.

5. Intelligent Protection

This product has intelligent protection function. In order to prevent muscle injury caused by massaging for a long time, it will enter standby mode (indicators remain) after working for 10 minutes continuously.

It will automatically power off after enter standby mode for 5 minutes.

6. Battery Indicator

Indicator while using	Description
Indicator light keeps on	Fully charged
Indicator light flashes	Need recharging
Turn off after indicator light flashes	Low power, will auto power off

Indicator while charging

Description



Charging completed



High level of battery



Medium level of battery

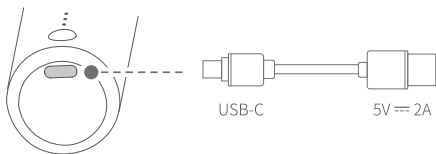


Low power

7. Charging



Do not use it while charging.



8. Specifications

Product Name: KiCA MINI 2 Massage Device

Product Model: MINI 2

Operating Voltage Range: 6.6V-8.4V

Operating Temperature Range: 0°C ~+40°C

Charging Temperature Range: 0°C ~+40°C

Battery Capacity: 1100mAh

Charging Time: About 2Hours

Weight: About 195g

Size: 79×33×116.5mm

Theoretical Battery Life: About 4.5 Hours (Test in lab environment under the first gear with flat head)

List

- ① MINI2 ×1
- ② Spherical Head ×1
- ③ Cone Head ×1
- ④ U-shaped Head ×1
- ⑤ USB-C Cable ×1
- ⑥ Manual ×1



Contraindications

1. Cancers
2. Metal bone anastomosis (do not use the device directly in the fracture area)
3. Osteoporosis
4. Vein thrombosis and pulsation
5. Hypertension
6. Pregnant woman
7. Varicose veins
8. Acute inflammation
9. Do not massage the bony area
10. Do not massage surgical site
11. Do not massage the cervical vertebrae and spine
12. Kidney stones (do not use the device near the kidneys)
13. Do not massage one episode for more than 5 minutes

Safety Instruction

1. It is recommend to massage your body after wearing dry clothes or placing a clean and dry towel on massage part, then gently press and move the device.
2. High-speed and high-pressure massage can only be used to soft tissues without feeling pain or maladjustments. Do not massage head and any skeletal sites with high speed and high pressure.
3. Massage the same part of the body with high speed and high pressure for a long time will.
4. Please keep your fingers, hair or, any other body hair away from the extendable part of the device to prevent pinching and clipping.
5. Do not discard or misuse this device.
6. Do not modify this device by yourself without permission.
7. Do not operate or charge the device when nobody was around.
8. This device is for adults only.
9. People with contraindicated symptoms should use this device with doctor's permission.

Notice

1. Make sure the massage head is not blocked by external force when the device is power on. If it is blocked, it will pause for a while and try to restart.
2. DO NOT contact the product with water or other liquid for the massage device is not waterproof.
3. DO NOT disassemble the product except marked detachable. It need send to after-sales or authorized service center to fix it if you accidentally disassemble it and cause abnormal work. The relevant costs are borne by users.

4. Prolonged continuous operation may cause the motor surface temperature to rise, please operate carefully.
5. DO NOT drop or strike the product. If the product is abnormal, contact After-sales support.

Storage and Maintenance

1. Keep the product out of the reach of children and pets.
2. DO NOT leave the product near heat sources such as a furnace or heater. DO NOT leave the product inside of a vehicle on hot days.
3. Please storage the product in a dry environment.
4. DO NOT overcharge or overuse the battery, otherwise, it will cause damage to the battery core.
5. Never use the product when the temperature is too high or too low.

Precautions when discarding the product

The lithium ion battery used by the product is a recyclable and renewable valuable resource.

When discarding it, please have it handled by a professional agency that can recycle chargeable batteries. Before discarding the product, power it off and take the lithium ion battery out from it following the steps below. The battery is to be disposed of safely.

1. Disassemble the top housing with help of a professional tool.
2. Pull out the batter terminals from the PCBA.
3. Use a professional cutter to cut off the bottom housing and then take out the battery.

FCC regulatory conformance:

This device complies with Part 15 of the FCC Rules. Operation is subject to the following two conditions:

- (1) This device may not cause harmful interference.
- (2) This device must accept any interference received, including interference that may cause undesired operation.

NOTE:

This equipment has been tested and found to comply with the limits for a Class B digital device, pursuant to part 15 of the FCC Rules.

These limits are designed to provide reasonable protection against harmful interference in a residential installation.

This equipment generates uses and can radiate radio frequency energy and, if not installed and used in accordance with the instructions, may cause harmful interference to radio communications.

However, there is no guarantee that interference will not occur in a particular installation.

If this equipment does cause harmful interference to radio or television reception, which can be determined by turning the equipment off and on, the user is encouraged to try to correct the interference by one or more of the following measures:

- Reorient or relocate the receiving antenna.
- Increase the separation between the equipment and receiver.
- Connect the equipment into an outlet on a circuit different from that to which the receiver is connected.
- Consult the dealer or an experienced radio/TV technician for help.

NOTE:

The manufacturer is not responsible for any radio or TV interference caused by unauthorized modifications to this equipment. Such modifications could void the user's authority to operate the equipment.

Find More Features

Website



Youtube



Facebook

This document is subject to change without notice.



Guilin Feiyu Technology Incorporated Company
www.kica-tech.com | 400-990-6118 | service@kica-tech.com